

SNS-XA-USA

XARDION™



INSTRUCTION BOOKLET

Asmik
Corporation of America

SUPER NINTENDO
ENTERTAINMENT SYSTEM

ASMIK CORPORATION OF AMERICA LIMITED WARRANTY

Asmik Corporation of America (hereinafter "ACOA") warrants to the original purchaser of this ACOA software product that the medium on which this computer program is recorded, is free from defects in materials and workmanship for a period of ninety (90) days from the date of purchase. This ACOA software program is sold "as is," without expressed or implied warranty of any kind, and ACOA is not liable for any losses or damages of any kind resulting from use of this program. ACOA agrees for a period of ninety (90) days to either repair or replace, at its option, free of charge any ACOA software product, postage paid with any proof of date of purchase at its Factory Service Center

This warranty is not applicable to normal wear and tear. This warranty shall not be applicable and shall be void if the defect in the ACOA software product has arisen through abuse, unreasonable use, mistreatment or neglect.

THIS WARRANTY IS IN LIEU OF ALL OTHER WARRANTIES AND NO OTHER REPRESENTATIONS OR CLAIMS OF ANY NATURE SHALL BE BINDING ON OR OBLIGATE ACOA. ANY IMPLIED WARRANTIES APPLICABLE TO THIS SOFTWARE PRODUCT INCLUDING WARRANTIES OF MERCHANTABILITY AND FITNESS FOR A PARTICULAR PURPOSE, ARE LIMITED TO THE NINETY (90) DAY PERIOD DESCRIBED ABOVE. IN NO EVENT WILL ACOA BE LIABLE FOR ANY SPECIAL INCIDENTAL OR CONSEQUENTIAL DAMAGES RESULTING FROM POSSESSION, USE, OR MALFUNCTION OF THIS ACOA SOFTWARE PRODUCT

Some states do not allow limitations as to how long an implied warranty lasts and/or exclusions or limitations of incidental or consequential damages; so the above limitations and/or exclusions of liability may not apply to you. This warranty gives you specific rights, and you may also have other rights which vary from state to state.

LICENSED BY



This official seal is your assurance that Nintendo has approved the quality of this product. Always look for this seal when buying games and accessories to ensure complete compatibility with your Super Nintendo Entertainment System. All Nintendo products are licensed by sale for use only with other authorized products bearing the Official Nintendo Seal of Quality.

NINTENDO, SUPER NINTENDO ENTERTAINMENT SYSTEM AND THE OFFICIAL SEALS ARE REGISTERED TRADEMARKS OF NINTENDO OF AMERICA INC. ©1992 NINTENDO OF AMERICA INC.

CONTENTS

THE LEGEND.....	5
YOUR ROBOTS	6
GETTING STARTED	8
PLAYER CONTROLS.....	8
MENUS AND THE SUBSCREEN	10
THREE TREASURES.....	11
THE LAST LEVEL.....	12
THE KLUB	13
THE CONTEST	13
GAME COUNSELORS	13
TECHNICAL PROBLEMS	14

WARNING:

Please read the enclosed consumer information & Precautions booklet carefully before using your Nintendo Hardware System or Game Pak.

PRECAUTIONS

- 1 This is a high precision game. It should not be stored in places that are very hot or cold. Never hit or drop it. Do not take it apart.
- 2 Avoid touching the connectors, and do not get them wet or dirty. Doing so may damage the game.
- 3 Do not clean with benzene, paint thinner, alcohol or other such solvents.

ASMIK
Corporation of America

ASMIK CORPORATION OF AMERICA
50 NORTH LA CIENEGA BOULEVARD
SUITE 214
BEVERLY HILLS, CA 90211
310 854-9777


XARDION™



The Legend

Seven decades ago in the year 208C, or 2108AD for earthlings, a race of highly intelligent beings built the ultimate doomsday device to protect their planet. The device was named Xardion. The artificially intelligent being was built on the planet Fiera, the fire planet of the Alpha 1 solar system. On Fiera science had long since evolved to a state of super theory. The planetary science community discovered that a depletion of the ozone layer would cause a drastic change on the planet in the future and it would end up unlivable in approximately 285 years.

Meanwhile at the other end of the galaxy, a professor, Dr. Sim U. Late was working on his theory of life and surroundings. His goal was to rejuvenate a single planet and build an artificial eco-system. Once his theory and planet were complete, he left one human on the planet to test his project "New Frontier". His goal was to control the eco-system and enable the people of Fiera to relocate on a safe planet when the time came.



Unfortunately the doctor became ill and in anticipation of his death he programmed NGC-1611's super-computers to control all functions of the ecology, including it's defense. The super-computers malfunctioned 12 years later and the sole inhabitant of the planet was left to a survivalistic lifestyle. The guardian devices tried to protect the test human and eco sys-

tem. The computers misinterpreted their instructions as orders to "search and destroy". Without the computers control over the guardians they soon became wild beasts of rage and fury, transforming many times beyond their original design.

During this time the distant Alpha 1 Solar System was locked in a 7 month war. In an act of desperation, the leaders of the three planets quickly resolved their differences to fight the NGC-1611 invaders by utilizing their three most significant robotic eliminators. Immediately "Triton, King of the Sea" was commissioned by the oceansphere, Aquata. The Hollowsphere, Zikar sent Panthera the cybernetic Leopard and Fiera sent Alcedes the telekinetic Beastybot. Each of these robots must arm themselves with weapons located on the surface of the planets.

The robots are role progressive, or learning mechanisms. The more experience they have, the better their ability to carry out the desired task. Your duty as given by the planetary federation is to lead

the pilots of Alcedes and Triton and the cybercerebral mind of Panthera to the distant star NGC-1611. Locate Xardion if possible, but at any cost you must terminate the invaders power source. Save the Alpha 1 Solar System!

THE ROBOTS

Xardion is the legend, the ultimate cyborg. An indestructible force of pure power. Panthera, from the planet Hollowsphere is a cybernetic leopard that will give you super cat like skills with incredible strength. From the Oceansphere comes Triton, King of the Sea. And from the Planet of fire, Fiera, comes Alcedes.





ALCEDES



PANTHERA



XARDION



TRITON

GETTING STARTED

- 1 Insert your XARDION game-pak into the Super Nintendo Entertainment System.
- 2 Turn the power on.
- 3 Press start to begin a game.
- 4 Enjoy!

PLAYER CONTROLS

On The Play Screen

The control pad will allow you to control the direction of your robot.

The select button will take you to the menu area.

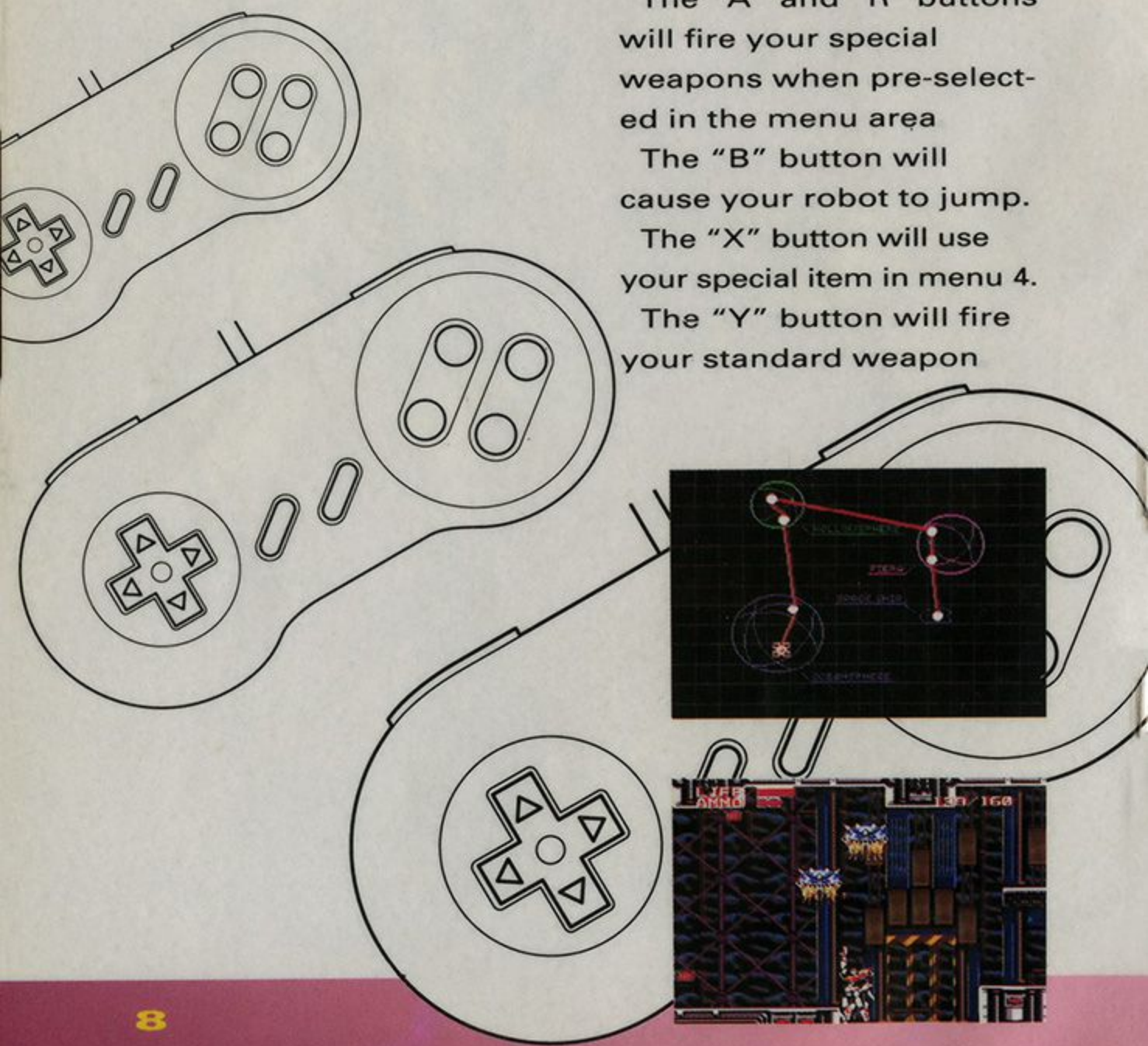
Hold the start button with the select button to access the map screen

The "A" and "R" buttons will fire your special weapons when pre-selected in the menu area

The "B" button will cause your robot to jump.

The "X" button will use your special item in menu 4.

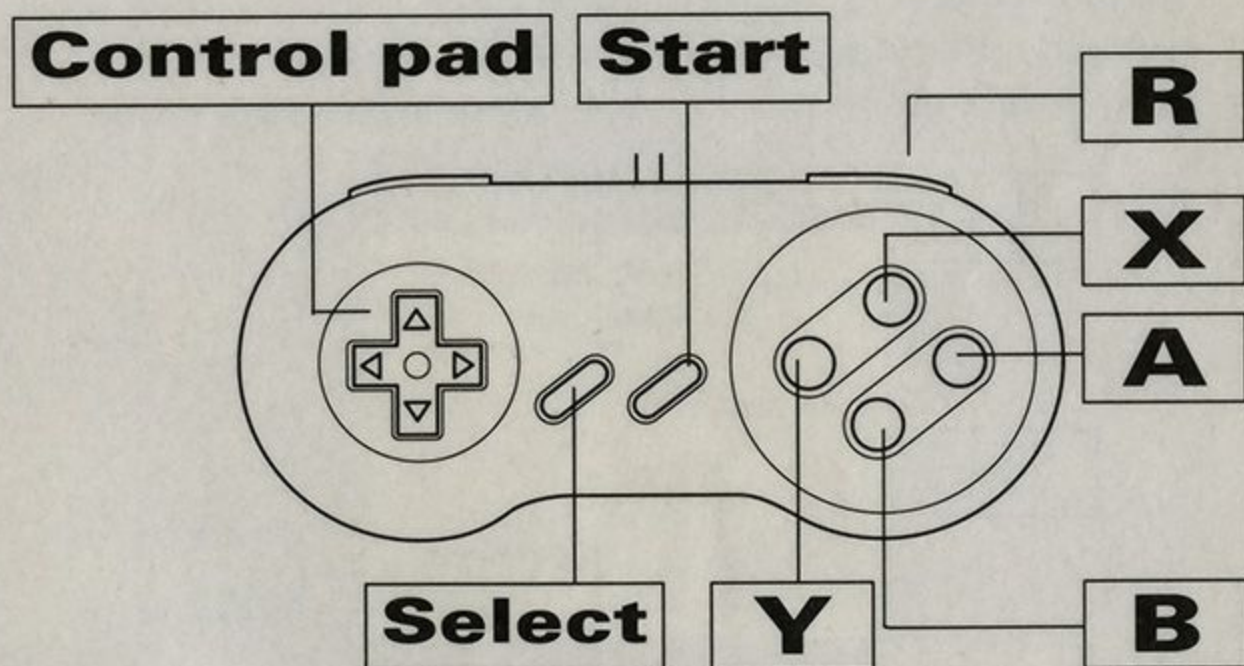
The "Y" button will fire your standard weapon



THE ROLE PLAYING SYSTEM

During gameplay you will notice there are numbers in the right top portion of the screen. These numbers are part of a role-playing system included in XARDION. At the beginning of the game all three of your robots will have 0 points, as you eliminate guardians and small creatures you will earn points. The points earned will show up next

to the number needed to be promoted to the next level of offense and defense. You will notice great changes in the robots abilities as you progress in experience. **SECRET TIP:** if you are having trouble with a certain area, hang around that area and eliminate small enemies until you are promoted to the next level of offense. This will give you the extra stamina you need.



MENUS AND SUBSCREENS

When you press the select button during game play you will enter the menu area. To access a menu simply press the "A" button, then press up or down on the cross pad to select the desired item. The item selected will be highlighted in white. To go to another menu press the "A" button. To go back to a previous menu press the "B" button.

To close the the menu area press the select button. When you enter the menu area you are automatically on menu #1, the robot selection menu.

THE WEAPONS AND ITEMS

Menu #2 "Individual Weapons"

When you begin the game you will notice one menu is empty. To fill the empty menu you must locate the items inside various levels.

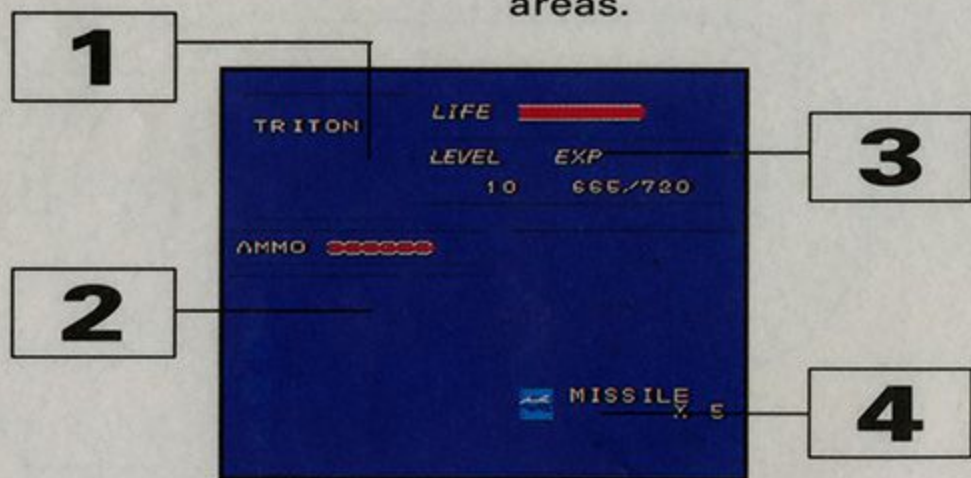
Menu #4 "Shared Weapons & Items"

The items and weapons inside menu #4 are for common use by any robot, unlike the weapons in menu #2.

Menu #3 is your Robot's status.

T BOMB

Time Bombs can be used to blow up walls in some areas.



AMMO

Ammo will fill up your ammo meter on the play screen.

SAVE

Select Save to store your game progress and to store your exact position in a level.

(NOTE: Regular game progress will be saved automatically To erase a saved game simply hold the SELECT button down while turning on your Super NES.)

MISSILES

Three heat seeking missiles will shoot out toward the enemy


SUBTANK

The Subtank will refill your life power automatically

Remember your items in menu #4 will be shared by all of the robots. The items in menu #4 will say for example "AMMO 4" This means that you can use ammo four times. Pick up the items that you need and remember where they are for future reference

THREE TREASURES

Once you have visited all three planets and the space ship in the Alpha 1 Galaxy you will go to the Experimental Planet, NGC-1611 You will be told to find treasures throughout the galaxy to further your journey



THE LAST LEVEL

When you locate the final level you will need to organize your strategy. The one tip we will leave you with is

“Only the Giant of White Iron may pass through the eye of a needle”

Good Luck!



THE KLUB

Join the Asmik Klue Klub today! It's simple. All you have to do is send Asmik the return card enclosed in your package completely filled in. When we receive the card we will send you a membership certificate with our toll free number for game tips.

THE XARDION METAL MANIAC CONTEST

The XARDION contest will start on April 1, 1992 and will run until July 30, 1992. To enter simply look for contest details in "Electronic Gaming Monthly" or "Game Players Guide to Nintendo Games"



GAME COUNSELORS

The Asmik counselors are available from 9am-5pm pacific coast time Monday - Friday. Call for all the great secrets. P.S. don't forget to join the Klub and get the toll-free game line number!

Until you receive your code and toll-free number you can use this toll number for Klues.

1-310-854-9777



TECHNICAL PROBLEMS

Call Asmik directly regarding returns of defective games or suspected software problems. We want to have the opportunity to satisfy you



ASMIK CORPORATION OF AMERICA
50 NORTH LA CIENEGA BOULEVARD
SUITE 214
BEVERLY HILLS, CA 90211
310 854-9777



ASMIK CORPORATION OF AMERICA
50 NORTH LA CIENEGA BOULEVARD
SUITE 214
BEVERLY HILLS, CA 90211
310 854-9777

PRINTED IN JAPAN